

# Creative Arrangements

## Creating Beauty with Pattern and Repetition using Everyday Objects

**Visual Challenge:** Make a visually interesting image by arranging objects by attributes like color, shape and or size.

### Enduring Understandings:

Using Pattern and Repetition to Show Unity

- Artists experiment with forms, structures, materials and concepts and artmaking approaches
- Artists use the elements and principles of design such as repetition and pattern to create dynamic, visually interesting compositions




**Materials:** Use objects in your home and/or outside

### Resources:

- **Online:** Look online show artists who have created artwork made by arranging objects in a variety of ways (remember to collect ideas to make your own version)
  - [Adam Hillman Video](#)
  - [Adam Hillman Website](#)
  - [Emily Blincoe](#)
  - [Kristen Meyer](#)

### Steps

1. Research ideas (see above)
2. Collect objects and experiment with arranging them in different ways.
3. When you have created an arrangement you like, take at least 2 PHOTOS to upload to Microsoft TEAMS
  - One with YOU AND YOUR Artwork!
  - One of your Artwork (non-distracting background is best)
4. Reflect on your artwork [REFLECTION FORM](#)



Visit [artboxadventures.net](http://artboxadventures.net)