

Digital Arts Challenge

Challenge: Create an original digital artwork using the app or program of your choice

Enduring Understandings: Creative-Problem Solving

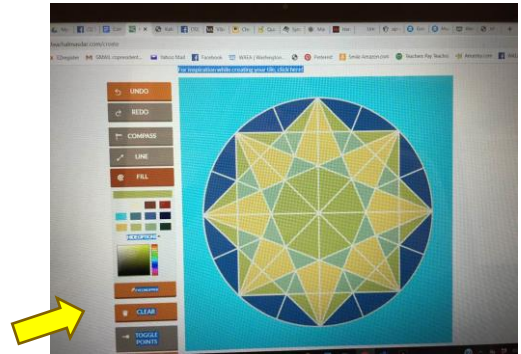
- As a part of the creative problem-solving process, artists often experiment with forms, structures, new/different materials, concepts and artmaking approaches.

Materials: Use your phone or other device and the app or program of your choice to digitally create an artwork.



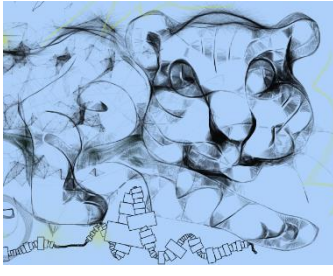


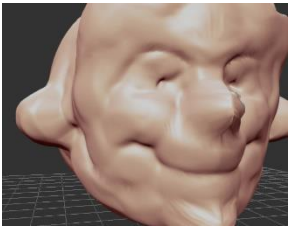

Resources: See Apps at bottom of page

Steps

- Test out one or more digital art programs (see below)
- As you are working, take some in process photos (this is recommended in case the program glitches)
- Remember to Engage & Persist. Artists refine their skills with practice and experimentation.
- Keep working until you have a digital artwork shows thoughtful and creative use of the program
- When finished,
 - Take at least 2 PHOTOS
 - One which shows evidence of the program you used
 - One cropped photo of your artwork that does NOT show the background screen
 - Reflect on your artwork using the online REFLECTION FORM



Suggested Apps

<p>DESIGN A WIG</p> 	<p>MANDALA MAKER</p> 	<p>HARMONY DRAWING</p> 	<p>COMIC MAKER</p> 
<p>MOSAIC TILEMAKER</p> 	<p>SCULPT GL</p> 	<p>GOOGLE DRAWING SELF PORTRAIT</p> 	<p>JUST A LINE APP</p> 